



TANDEMKROSS SW22 Victory Magazine Disconnect Replacement

V1.0

www.tandemkross.com

For more info or support contact CustomerService@tandemkross.com

Attention: Before you begin, be certain that your pistol is clear and safe.




Refer to the SW22 Victory Owner's Manual for the removal/reinstallation of the barrel assembly.

1. Remove the RIGHT grip panel. Masking tape is recommended to keep the magazine release in place.

2. Free the spring from the recess in the grip frame and slide it up the factory magazine disconnect bar.

3. Without spring tension, the magazine disconnect bar will easily detach from the bottom.

4. Rotate the magazine disconnect bar to unhook it from the trigger bar.



5. Pull out the factory magazine disconnect bar.

6. Remove the spring from the magazine disconnect bar and slide it onto the TANDEMKROSS Magazine Disconnect Bar.



7. Install the the magazine disconnect bar bottom first. Compress the spring to realign it with the groove in the grip frame.

8. Replace the right grip panel

